



Reg. No. Aooo 4054F


Ballarat Camera Club

FLARE



NEWSLETTER

June 2013



Pinhole positive and negative see "Worldwide Pinhole Photography Day"
Photography by Kate Both

In this Issue of FLARE

Page 2.	From the Committee
Page 2.	Digital Report (May)
Page 4.	Digital Report (June)
Page 5.	Worldwide Pinhole Photography Day
Page 6.	Studio Workshop (part 2)
Page 7.	Upcoming Presentation "The Opposite of 24 Hours of Daylight"
Page 8.	Monthly Competition Results
Page 8.	Calender of Upcoming Events

From the Committee

- Raptor Outing to Serendip is on for **September 22nd**. which is a Sunday ***please note date change from last month!**
- We need to update our "Model Rules" for the Department of Consumer Affairs, a copy of our proposed changes should be on the club web site soon.
- We require more members to contribute to the work of the committee. To make our club a success we need your help! Our AGM is coming up on **August 14th**, where some of our long serving committee members will retire.

Digital Report

Digital meeting May 6th.

We only had eight members attend the meeting but we all had a very relaxed and informative time.

As Kate is interested in the club running a workshop on star trails this formed the starting point of our discussion. We showed some of our images from the 2009 May outing to Nimmon's Bridge.



Nikon D200 Lens Wide Angle 10 – 20 mm at 11.55mm Manual Exposure @ F4.2 ISO 100 Manual Focus (set at Infinity) and Matrix Metering. Exposure time and in camera noise reduction 45mins.

Image by Betty Bibby

This spot is a great place to try star trails as you can get the bridge in the foreground as you face true south. South facing star trails give you the best opportunity to get your trails heading in a circular pattern. If enough members are keen to do this again the committee will decide on a night and we can sort out our camera settings at the digital meeting prior to the night.



Nikon D200 Lens Wide Angle 10 – 20 mm at 10mm Manual Exposure @ F4.2 ISO 100 Manual Focus (set at Infinity) and Matrix Metering. Exposure time and in camera noise reduction 45mins.

Image by Betty Bibby

We then looked at Phil Hart's web site and discussed his images and book "Under the stars". It's a 129 page e-book plus a printable field guide. A lot of his photography is in Victoria. This can be purchased at www.philhart.com

Following this we visited Lincoln Harrison's site and viewed his nightscapes, star trails, sea-scapes and landscape images. These can be seen at www.lincolnharrison.com

Our attention was turned to Turpin Falls at Langley in Central Victoria. I'm not sure about the accessibility of this site but the photos online are interesting. I think this place would need a reconnaissance trip to see if it is suitable for a camera club outing. We then discussed the possibility of going to Black Hill Reserve, Kyneton and seeing their monoliths. We researched the site and found out there are a number of walks among the 260 acre bush space. The easiest walk is the revegetated area track (1.7km) . It's a meandering track. The other circuit track has two sections with the shorter being 3.9k and it mentioned it has some incline areas. The ridge track where the rocks are has steep sections, many steps, great views and rock formations. There are two walks one being 2.7kn and the other 4kms. Stephen, our outing coordinator will decide when would be a good time for the club to go up there, possibly later on in the year. There was talk about it being an overnight camp and perhaps combining the two places, the Black Hill Reserve and Turpin Falls. If any members have been there we would be interested to get your opinion on the sites.

Betty Bibby

Digital Report

Digital meeting June 3rd.

We had eleven members attend and join in for interactive studio night.

We made use of the clubs table lights and the large white box. By altering the back drop different effects were achieved of a small bouquet of flowers. We also had the opportunity to photograph some beetles. Lyn and Jill took advantages of using some coloured stones and reflected red light to create some interesting effects. A new attendee Craig took advantage of the set up and not only photographed it all but showed us his results on his laptop, editing them in Lightroom as he did.

During supper both Stephen and Jill photographed our resident golden orb weaver who lives outside the kitchen window; it will be interesting to see their images.

Carol also a selection of images loaded onto her iPad from a recent trip to Bright. What magnificent autumn colours. A discussion followed regarding the methods you can use to easily transfer images via Lightroom to an iPad. If you are interested see Jamie for the details.

We also have the results of the VAPS competition and a club copy of their magazine to share around. It will be at the next club night. There is also a DVD of images to look at sometime in the near future .The committee will decide when to view that, at either a general club meeting or at the next digital night in July.

There will be a Digital meeting in July and unless another club member is willing to have it at their house it will be in recess until October.

Betty Bibby



“Betty’s Spider”

Sony A900 with Minolta 200mm f/2.8 APO with 48mm of extension and a Metz MS-1 macro flash (through window glass)
Image by Ed.

WORLDWIDE PINHOLE PHOTOGRAPHY DAY

Did you know that the last Sunday in April has been set as World Pinhole Photography Day?

I didn't until last week. Apparently this is an annual event and has been held since 2001.


I had seen an advertisement somewhere that Melbourne Camera Club was running a workshop on pinhole photography, and decided to go. I had remembered doing some pinhole photography when I was at high school and took the opportunity to revisit something from my teens.

I am not sure, but it may have been the excitement of trying something new, that my initial plans of driving down the freeway to Melbourne Camera Club were spoilt by not getting a good night's sleep. A relaxing trip on the train got me there though!

An easy walk from Southern Cross Station to stop number 1 across the road to get the tram within five minutes and to the south Melbourne market. It was all too easy.

The old Masonic Hall is home of the Melbourne Camera Club, who owns the glorious building. A forward looking committee purchased and renovated in the building in the 1970's, which is probably now worth millions of dollars. It has its own dedicated darkroom, photographic studio and

kitchen on the ground floor and a climb up the staircase will take you to a large meeting/gallery space. Great facilities indeed, but the address and facilities does demand quite hefty membership fees, even though the club has over 200 members.



I had a fantastic day, rediscovering the wonders of getting back to the basics of photography and making new friends.

The workshop was well run by Selby Markham and his band of helpers. There was a mix of attendees, which was made up of members of the MCC, prospective members, Nigel from Southern Suburbs Club and myself. About twelve all up.

Our initial task was to sand down pieces of aluminium soft drink can to about half thickness, in order to produce a plate in which to put our pinhole. This took some time, as we had to be careful not to 1. Wear the aluminium too thin, 2. Cut ourselves on the sharp corners of the can 3. Get an uneven surface.

Once our plate was of the correct thickness, Selby and Nigel helped us work out the thickness of pinhole required, which was dependent on the distance from the pinhole plate to the back of the box or tube that we had brought along.

The boxes had to be black on the inside, so that light did not bounce around inside.

That's when the real fun started!

The darkroom was employed to place photographic paper in the boxes, and we were let loose with our cameras to the outside world. The most exciting part was taking our cameras back to the darkroom for the first time and watching those images appear, just like magic! It was deemed that our initial exposures of 8 minutes were too long, so more paper was loaded into our boxes, and off we went again and again and again.

Selby was the man in charge of the darkroom, a job which was carried out with patience and humour. He barely got a rest from the people coming and going, knocking on the door with excitement and having to wait for their turn to see what they 'got'.

There was a lot of trial and error employed throughout the day with some pleasing results. Some of us stayed all day, and others were only there for a couple of hours.

The catchphrase of the day was 'experiment and have fun', which I certainly did. The images were scanned and will be uploaded to the official Worldwide Pinhole Photography Day website, www.pinholeday.org At time of writing, there were 1706 images from as many photographers from 65 countries and lots of other great resources.

I must thank Selby and his band of merry men for giving their time and sharing their knowledge. The Melbourne Camera Club must also be thanked for so generously putting on this wonderful workshop, which was completely free of charge.

Kate Both

Studio Workshop (Part 2) 22nd of May

The report for this workshop will be held over till next month. I need the images taken at this workshop requiring just one image per participant (preferably your best one). Please include details of camera and lens used.



Stephen showing Kaidt the image he had just taken (on the back of the camera).


Image by Kate Both

(The opposite of) “24 hours of Daylight”

Carol Hall will be giving a presentation on her experiences of winter in arctic Norway.

7:30 pm 26th of June at the clubrooms.

Cost \$5 for members \$10 non-members (to cover the cost of the venue)



"Having experienced 24 hours of daylight on a previous trip to the Arctic, I wanted to know what it was like to experience long hours of darkness typical of the winter months. Taking the steamer along the Norwegian coast which is ice-free all year round thanks to the warming influence of the Gulf Stream seemed an interesting way to see how the many communities operated. Photography under these conditions was challenging; I did my homework as to how best to photograph the Northern Lights if we saw them, and took along a lightweight tripod and a wide-angle lens as well as my usual workhorse 18-200mm lens. Coastal scenery, urban landscapes, frosty trees, dog-sledging, sunsets

were all grist to my mill. As a former Geography teacher my professional knowledge enabled me to appreciate what I was seeing."

Carol Hall

Monthly Competition : May 2013

Set Subject: Shoes and Creative

Name	Small			Large			EDPI								
	Open			Open			Set			Open			Creative		
	A	M	H	A	M	H	A	M	H	A	M	H	A	M	H
Aggett, Keith	4	2													
Bibby, Trevor										2	1				
Both, Kate								1		4		1			
Eldridge, Jenni					1										
Fowler, Lyn										3	1				
Hall, Carol										2	4				
Hillman, Brian							4		1					1	
Johnson, Judy				1			1	1		2	1				
Smith, Ken							6								
Ward, Suzie	1	1		1	1										
Wharton, Jill										2	4				

Judge - Jeremy Bannister

Calendar of Upcoming Events

Competition Night - Prints & EDPI - **“Reflection/s”** - **June 12th** - Clubrooms from 7:30 pm.
 Definition: *Image in which the reflection/s of subject/s provide the centre of interest. They may be produced by water, windows, metal, etc.*

New Membership forms will be handed out at this meeting to all Club Members. Membership for the following 12 months is due on **July 1st** - the new fee will be **\$50** (Full Membership)

Presentation - **“The opposite of 24 hours of Daylight”** - **June 26th** - Clubrooms 7:30 pm.
 Carol Hall will be giving a presentation on her experiences of winter in arctic Norway.

Cost \$5 for members \$10 non-members (to cover the cost of the venue)

Digital Night - Venue to be confirmed - **July 1st.** - from 7:30 pm.

Committee Meeting - at Jill's - **July 3rd.** - 7:30 pm.

Competition Night - Prints & EDPI - **“Restored Vehicle/s”** - **July 12th** - Clubrooms from 7:30 pm.
 Definition: *Showing vehicles, which from general knowledge or by visual impact, are known to be old, but have been restored.*

Annual Competition and Awards Night - **July 27th** - Midlands Golf Club from 5:30 pm. (pre-dinner drinks) Presentation starts at 7:30 pm.

PRESIDENT: Keith Aggett
VICE PRESIDENT: *Vacant*
HON. SECRETARY: Kate Both
TREASURER: Colleen Rieniets
EXHIBITION CHAIRMAN: Keith Aggett
PUBLICITY OFFICER: Liz Cocks
PRINT/EDPI STEWARD: Keith Aggett
FLARE EDITOR: Stephen Moten
NATIONALS COORDINATOR: Kate Both
WORKSHOP/OUTINGS COORDINATOR: Stephen Moten
COMMITTEE: Jill Wharton, Kerry Daniell and Trevor Bibby

ALMONER: Josie McGrath jmjp@ncable.net.au
WEB MASTER: Jamie Walhouse

Clubrooms: 616 Barkley St. Golden Point

Need more articles especially with photos.

To the Flare editor

flareeditor@ballaratcameraclub.org.au

Before 4 pm on the Sunday prior to second Wednesday of the month (Club competition Night)

Ed