



SEPTEMBER 2020

ballaratcameraclub.org.au

The Flare

B A L L A R A T C A M E R A C L U B I N C .



Albert Namajira's Tree by Vera Paulin

Presidents Report

Mark Bevelander | President Ballarat Camera Club Inc.



2

Firstly, a congratulations to all 22 who attended our first Zoom Club Meeting. We were able to get through some business as well as be presented with some ideas and photos from Jo our judge (<https://www.jookelly.com/>) and to go through the judging results of the August entries.

Needless to say we will continue with this method during the lockdown period. **Our next Zoom Meeting will be on Wednesday 9 September at 7.30 pm.** General instructions for accessing Zoom are on Page 8 of this Flare. An invitation email will be sent to all members prior to the meeting.

The next EDPI Monthly Club Competition subject is **Environmental Portrait**. The closing date for uploading of images is **Friday September 11**.

Our delayed Annual General Meeting will be held this year as a Zoom meeting on **Wednesday October 14** at 7.30 pm. As required, **all positions will be declared vacant and nominations are now open** for any member who may wish to share their skills and knowledge for the good of the club. Note that currently there are two vacancies on the Committee with no person sitting in those positions.

There is a **nomination form** provided towards the end of the Flare, and a list of officeholders is provided on the last page. As we're in a lockdown situation, the nomination process will be streamlined somewhat. Fill out the form with the position, your name and signature as the Nominee, scan it and email to me at: mark.bevelander@ballaratcameraclub.org.au **or** mail it to PO Box 1362, Bakery Hill 3354. We will then consult with you on a possible Proposer and Secunder.

Another change in our processes will be the **postponement of the Annual Awards to 2021**. The awards will now be determined from the images selected from September 2019 to August 2021. More details will follow at a later date.

The Committee has decided that delayed notices for **membership renewal payments** will now be sent out for payment in February 2021. The Club has some significant expenses to pay for in December this year, particularly Liability Insurance through VAPS. Payments made in February will cover a 12 month period until January 2022.

Please all, keep healthy and safe.

Some highlights of the August Club Competition






4



Theme from Club Competition- Kitchen Tools



5



Syllabus 2020 -2021

The 2020-2021 Syllabus for monthly competitions and Interclubs is now available for downloading via the club website at:

<https://www.ballaratcameraclub.org.au/information/syllabus>

Start planning now for fascinating themes such as: "Marine Craft In Use On Water", "Suspended in motion", "Bridge", "Found in the shed."

Syllabus Companion

October Environmental Portrait

Definition:

A person or group captured in their usual work or recreational environment.

Additional Information:

There must be elements of the usual work or recreational environment within the image. Individual interpretations are encouraged.

November Suspended in Motion

Definition:

An image that freezes the motion of an object but that still portrays that the object is in motion. This excludes animals, birds, humans, insects, (ie anything from the animal kingdom).

Additional Information:

Can include highspeed sync achieved with a speed lite.

February Marine Craft in Use On Water

Definition:

Must be capable of carrying at least one adult - can vary in size from a small recreational vessel to a super tanker but no model boats.

Additional Information:

Cannot be grounded, dry docked or being transported. Image can feature one or more vessels or part(s) thereof. People may be included but must not dominate the image.

Judge: Jo O'Kelly

Section Slide - EDPI Open (EDPI Open)

A stick in the mud	Ken Marsh	9	Acceptance
Albert Namajira's Tree	Vera Paulin	11	Merit
Alighting	Vera Paulin	10	Acceptance
Bitter?	Daniel O'Donoghue	10	Acceptance
Black Swan	Jodie Lorimer	14	Honour
Character	Judy Johnson	11	Merit
Clawprints	Judy Johnson	9	Acceptance
Creek Meets Ocean	Jodie Lorimer	10	Acceptance
Crested Terns	Carol Hall	11	Merit
Dancing Orchid	Judy Johnson	10	Acceptance
Dancing Orchid	Daniel O'Donoghue	11	Merit
Dusk	Ken Marsh	10	Acceptance
Eucalypt reflections on a misty day	Mark Bevelander	12	Merit
Fence Post	Judy McEachern	9	Acceptance
Fog over Lake Tyrell	Trevor Bibby	11	Merit
Foraging At Dusk	Jodie Lorimer	12	Merit
Four Explorers	Jodie Lorimer	11	Merit
Gliding by enjoying the morning glow.	Betty Bibby	10	Acceptance
Golden Reeds	Carol Hall	10	Acceptance
Gorgeous Reflections	Judy Johnson	10	Acceptance
Hippo	Judy McEachern	14	Honour
In Unison	Vera Paulin	13	Honour
Inside looking out	Ken Marsh	12	Merit
Lady in Bed	Daniel O'Donoghue	10	Acceptance
Lake Tyrell Sunset No 1	Trevor Bibby	11	Merit
Lake Tyrell sunset No 2	Trevor Bibby	12	Merit
Little Lady	Jodie Lorimer	11	Merit
Morning mood	Carol Hall	12	Merit
Orange rocks and fog	Trevor Bibby	10	Acceptance
Pancake Rocks	Murray Mc Eachern	12	Merit
Perfectly Posed Portrait	Carol Hall	11	Merit
Rainforest Funghi	Murray Mc Eachern	9	Acceptance
Rainy day	Ken Marsh	11	Merit
Reedy Lake at Sundown	Betty Bibby	11	Merit
Rocky Range	Murray Mc Eachern	12	Merit
Rotorua Hot Springs	Murray Mc Eachern	10	Acceptance
Sheltering the Young	Janette Richards	9	Acceptance
Single File	Vera Paulin	12	Merit
Sleeping under pixie's parasol	Mark Bevelander	11	Merit
Spotted Hyena	Vera Paulin	12	Merit
Sun and Frost	Carol Hall	11	Merit
Suns up on Lake Tyrrell	Betty Bibby	12	Merit
Sunset on the Salt Lake	Betty Bibby	12	Merit
Swanning it	Ken Marsh	8	Acceptance
The Blue Heron Couple	Betty Bibby	12	Merit
The Lamp	Judy Johnson	10	Acceptance
Tranquil Evening	Janette Richards	13	Honour
Under the Waterfall	Murray Mc Eachern	12	Merit
Winter Reflections	Janette Richards	10	Acceptance
Working Class Man	Daniel O'Donoghue	11	Merit

EDPI Set Found in the Kitchen

Balancing the Golden Egg	Mark Bevelander	11	Merit
Blueberries	Judy McEachern	9	Acceptance
Checking if it's clean	Mark Bevelander	9	Acceptance
Deconstructed Omelette	Daniel O'Donoghue	10	Acceptance
Doing the Sift	Anne Wilson	9	Acceptance
Fork Formation	Anne Wilson	11	Merit
No More Flipping Required	Mark Bevelander	8	Acceptance
Onions	Janette Richards	11	Merit
Salad Anyone	Judy McEachern	12	Merit
Say Cheese	Anne Wilson	12	Merit
Stirring The Pot	Anne Wilson	9	Acceptance
Who's Ready for the Roast	Anne Wilson	10	Acceptance

EDPI Creative

Frozen Autumn Leaves	Judy McEachern	10	Acceptance
----------------------	----------------	----	------------

Guidelines for Joining a Zoom Meeting

1. You will be sent a meeting schedule, by email for the next Zoom meeting
2. Open the email and select- YES to agree to be on the meeting.
3. Click on the link and you will see: a link "Download and run Zoom" When the download is finished click on the link at the bottom of your browser. Complete the registration form when it appears.
4. When the scheduled time for the meeting arrives each participant will see a window. Click on "Join with Video" button. Wait for the video manager to admit you into the video.

If you have any questions or have problems please don't hesitate to email me at:
mark.bevelander@ballaratcameraclub.org.au or ring:
0439 639 636


What Sensor Dust Looks Like




A dirty camera sensor is most apparent in smooth, light regions, such as bright skies

The exact appearance can change depending on the nature of the dust, image content and exposure settings (see f-stop example below), but will likely look similar to the above example. However, even if the dust isn't immediately apparent, it still reduces image quality by decreasing contrast. In the above example, note how some of the spots are much fainter than the others (look closely — there are at least eight).

Dust appears as diffuse spots because the particles themselves aren't actually sitting on the camera sensor's photosites — they're instead located slightly above the sensor, on the outermost surface of the sensor's filters:



How To Clean Your Sensor Safely



More details in the October FLARE.....

How to Locate Sensor Dust.

While sensor dust is never ideal, sometimes it's helpful to know just how dirty the sensor really is. Are there more spots than you thought? Are these near the middle of the frame — potentially appearing unexpectedly with high f-stop portraits — or are they just at the edges? Some dust is often acceptable when weighed against the risk of scratching your sensor or SLR mirror during the cleaning process. The easiest way to assess the situation is to (i) aim your camera at a smooth, light background such as a white wall, (ii) defocus the lens (so the background appears smooth and textureless), (iii) apply a +1 or +2 stop exposure compensation and (iv) take a photo at your lens's highest f-stop setting (usually f/22 or f/32). The resulting image provides an excellent map of sensor dust.

To improve visibility, you can also increase the image's contrast using "auto levels," or you can drag the black point slider of the levels tool to the right while holding the ALT key (in Photoshop). Just be aware that your dust map is flipped compared to the physical dust positions; spots at the top of the image are created by dust at the bottom of the sensor, for example.

Source: <https://www.cambridgeincolour.com/>



BALLARAT CAMERA CLUB Inc.
Reg. No. A0004054F
A B N 65 055 234 508
Postal address: - P.O. Box 1362 Bakery Hill 3354

Nomination Form 2020 - 2021

I would like to nominate _____

For the position of _____

In the Ballarat Camera Club

Proposer _____

Secunder _____

Nominee _____



BALLARAT CAMERA CLUB Inc.
Reg. No. A0004054F
A B N 65 055 234 508
Postal address: - P.O. Box 1362 Bakery Hill 3354

Nomination Form 2020 - 2021

I would like to nominate _____

For the position of _____

In the Ballarat Camera Club

Proposer _____

Secunder _____

Nominee _____



2019 Committee Members

President

Mark Bevelander
president@ballaratcameraclub.org.au

Secretary

Janette Richards
secretary@ballaratcameraclub.org.au

Vice President

Rebecca Nicolandos
vicepresident@ballaratcameraclub.org.au

Treasurer

Betty Bibby
treasurer@ballaratcameraclub.org.au

Web Master

Betty Bibby
webmaster@ballaratcameraclub.org.au

Interclub Coordinator

Steve Demeye
13swinton@gmail.com

Workshop Outing Coordinator

Trevor Bibby
workshops@ballaratcameraclub.org.au

Flare Newsletter

Mark Bevelander
mark.bevelander@ballaratcameraclub.org.au

Committee Member

Frank Carroll
frank.carroll@ballaratcameraclub.org.au

Club Sponsors

